

Preleminary program

BRUSSELS INTERNATIONAL SYMPOSIUM

14th year

MUSCLES IN RECONSTRUCTIVE AND ORTHOPAEDIC SURGERY : ANATOMY, PHYSIOLOGY, BIOMECHANICS, SPORTS MEDICINE, COVERAGE AND FUNCTIONAL FLAPS, REHABILITATION

**Genval/Brussels, Belgium
March 24-25, 2006**

**Presymposium Hands-On Course
on Lower and Upper Extremity Muscular Flaps
March 23, 2006 (Liège, Belgium)**



Program Director

F. Schuind, MD, PhD
Department of Orthopaedics
Erasmé University Hospital
Route de Lennik 808, B-1070 Brussels, Belgium
Tel. +32 2 555 68 44, +32 2 555 36 45
Fax +32 2 555 83 60
E-mail : Hand.congress@ulb.ac.be

Meeting place :
Château du Lac
Avenue du Lac 87, B-1332 Genval, Belgium
Tel. +32 2 655 71 11 – Fax +32 2 655 74 44
E-mail : seminars.cdl@martins-hotels.com

AIMS AND FORMAT

The first annual Brussels/Genval upper extremity symposium, held in May 1992, was on *Advances in Hand and Wrist Biomechanics*. Since this first meeting, the Château du Lac at Genval has hosted each spring the Brussels Upper Extremity Symposium, on a specific topic involving the hand and the upper limb. In 2005, the theme was "Impaired motion of the upper limb (palsy, spasticity, dyskinesia and contractures)", bringing together over 100 participants from 16 different countries. Previous meetings included "Impaired Motion of the Upper Limb" (2005), "Advances in Peripheral Nerve Surgery and Regeneration" (2004), "Advances in Anatomy and Clinical Examination of the Hand and Wrist" (2003), "Minimally Invasive Hand/Upper Extremity Surgery" (2002), "Advances in Objective Assessment of Hand/Upper Extremity Function and Outcome" (2001), "Diagnostic Imaging of the Shoulder, Elbow and Wrist Joints" (2000), ...

In 2006, after reviewing the current concepts of muscle anatomy, micro and macro-architecture, physiology of contraction, neurological activation and feed-back, metabolism, biomechanics and function, we will discuss training in sports medicine, paralysis and recovery of innervation. One aim of the Symposium is also to establish the state-of-the-art of coverage muscle flaps (the notion that muscles provide better vascularity and promote better bone healing than fascial flaps is presently challenged) and of free functional muscular transfers (in a logical continuation of our educational efforts of 2004 and 2005). The aspects of rehabilitation will be also covered.

As always, the primary goals of the Brussels/Genval annual upper extremity symposium, gathering together in a first-class resort close to Brussels experts from different fields (the previous symposia have been attended by orthopedic, plastic and general surgeons, anatomists, physiotherapists, rheumatologists, anesthesiologists, pain specialists, radiologists, nuclear medicine scientists, pathologists, engineers and basic scientists), are to promote the exchange of ideas, to establish guidelines on a consensual basis, and to foster collaborative investigations among various specialists, in 2006 concerning the muscle. Much time will be set aside for the discussions.

SPECIFIC AIMS

- To summarize the state of knowledge of skeletal muscle anatomy, physiology, chemistry, metabolism and biomechanics (including aspects of bi-articular function),
- To examine updated notions of motoneuron and muscle function, including aspects of aging and fatigue,
- To discuss genetic diseases, loss and recovery of muscle innervation, ischemic contracture - including electrophysiological and imaging investigations,
- To review present concepts of muscle training, injury and repair,
- To evaluate current and new coverage and functional muscular flaps, including aspects of surgical technique (including expansion and tensioning), present indications (including considerations regarding the donor site), timing considerations and alternatives,
- To discuss rehabilitation (including electrostimulation and instrumented isokinetic and isometric reeducation),

- To determine the most appropriate methods for objective assessment of the results,
- To formulate on these bases recommendations to the medical community,
- To discuss unsolved problems and potential solutions,
- To explore future directions of investigation.

ADVANCED COURSE ON LOWER AND UPPER EXTREMITY MUSCULAR FLAPS

As an introduction to the symposium, an anatomic hands-on course will be organized on March 23th in the Department of Anatomy of the Medical School of the University of Liège (Pr A. Carlier). The number of participants in this one-day course of surgical anatomy is strictly limited to 30 participants, on a first-come first-serve basis. Experts will first present their anatomical demonstration, which the participants will follow on TV monitors. Each participant will then be invited to reproduce the dissection on a fresh specimen (one cadaver per four participants). After the course, a CD-rom, based on the videos and dissections presented by the faculty, will be made available to the participants. Although scrubs and instruments will be provided, it is recommended that participants bring their own surgical loupes and delicate dissection instruments. Please bring also your camera. Participants will be driven from Genval to the Liège University and back in a luxury coach.

INTERNATIONAL FACULTY

*K.N. An (USA)
J. Bahm (Belgium, Germany)
O. Barbier (Belgium)
J.V. Berthe (Belgium)
A. Carlier (Belgium)
E.Y.S. Chao (USA)
S. de Fontaine (Belgium)
L. De Smet (Belgium)
K. Doi (Japan)
J. Duchateau (Belgium)
P.M. Dugailly (Belgium)
O. Heymans (Belgium)
Ph. Hoang (Belgium)*

*M. Manto (Belgium)
A.J. McComas (Canada)
J.P. Moermans (Belgium)
D. Mouraux (Belgium)
J. Poortmans (Belgium)
P. Rémy (Belgium)
F. Schuind (Belgium)
F. Valero-Cuevas (USA)
N. Vandenbalck (Belgium)
C. Van Holder (Belgium)
W. Vanhove (Belgium)
A. Zyluk (Poland)*

SCIENTIFIC DIRECTORS

*J. Bahm (Belgium)
F. Schuind (Belgium)*

Daily Program at a Glance

	March 23 (Thursday)	March 24 (Friday)	March 25 (Saturday)
06.30	Transfer Genva-Liège		
07.30		Registration – Coffee and Croissants	
08.00		An Introduction to the Symposium	Functional Muscle Flaps (1)
08.55	Course, Session A		
10.05			Coffee-Break
10.25			Functional Muscle Flaps (2)
10.45		Coffee-Break	
11.00	Coffee-Break		
11.10		Anatomy, Biomechanics and Physiology of Normal Muscle	
11.20	Course, Session B		
12.00			Coverage Flaps (1)
12.30		Lunch	
13.00	Box-Lunch		
13.15			Lunch
13.30	Course, Session C		
14.00		Normal and Abnormal Muscle Contraction	
14.15			Coverage Flaps (2)
15.20		Coffee-Break	
15.40		The Muscle in Sports – Muscular Lesions	
15.45			
16.15			Muscle Infections, Algodystrophy
16.30	Coffee-Break		
16.55	Course, Session D		Muscle in Reconstructive and Orthopaedic Surgery – General Conclusions
17.30			Health Break
17.45		Round Table : Normal Muscle, Muscular Denervation, Exercise	
18.00			Social Program
18.15		Video Session	
18.30	Return by bus to Genva		
18.45		Cocktail in the Château	
19.30		Free evening	

Program

Wednesday, March 22, 2006

16.00-19.30 Course and Congress Registration at the Château du Lac of Genva

Thursday, March 23, 2006

06.30 Transfer by luxury coach Genva-Liège
08.45 Change and Preparation to Dissections

Hands-on Course, Session A

08.55 **Welcome Address** – A. Carlier, F. Schuind (Liège, Brussels, Belgium)

09.00 Demonstration 1
Pronator Quadratus Muscle Flap
L. De Smet (Leuven, Belgium)

09.20 Dissections
Pronator Quadratus Muscle Flap

09.40 Demonstration 2
Vascularized Ulnar Nerve Graft for Muscle Neurotization
R. Hierner (Leuven, Belgium)

10.00 Demonstration 3
Gracilis Muscle Flap
A. Carlier (Liège, Belgium)

10.20 Dissections
Gracilis Muscle Flap

10.40 Demonstration 4
Rectus Femoris Muscle Flap
Ph. Hoang (Brussels, Belgium)

11.00 Coffee-Break

Hands-on Course, Session B

11.20 Demonstration 5
Anconeus Muscle Flap
L. De Smet (Leuven, Belgium)

11.40 Dissections
Anconeus Muscle Flap

12.00 Demonstration 6
Latissimus Dorsi and Serratus Anterior Muscle Flaps; Perforating Flaps
O. Heymans, O. Barbier (Liège and Brussels, Belgium)

12.20 Dissections

12.40 Demonstration 7
Bipolar Transposition of the Latissimus Dorsi
R. Hierner (Leuven, Belgium)

13.00 Box Lunch

Hands-on Course, Session C

13.30 Demonstration 8
Anatomy of Flexor Muscles
J.N. Leijnse, A. Zyluk (Louisville, KY, USA and Szczecin, Poland)

13.50 Demonstration 9
Double Free Muscle Transfer
K. Doi (Yamaguchi, Japan)

14.30 Dissections
Double Free Muscle Transfer

15.30 Demonstration 10
Huber's Opponensplasty
C. Van Holder, J.P. Moermans (Waregem and Brussels, Belgium)

15.50 Demonstration 11
Gastrocnemius and Soleus Pedicled Flaps
W. Vanhove (Ghent, Belgium)

16.10 Dissections
Gastrocnemius and Soleus Pedicled Flaps

16.30 Coffee-Break

Hands-on Course, Session D

16.50 Demonstration 12
TFL Flap
O. Heymans (Liège, Belgium)

17.10 Demonstration 13
Rectus Abdominis Muscle Flap
J.V. Berthe (Brussels, Belgium)

17.30 Demonstration 14
Preparation of Nerves for Functional Muscle Neurotization
K. Doi (Yamaguchi, Japan)

17.50 Free Dissections

18.30 End of the Course and return by bus to Genva

Friday, March 24, 2006		11.45	Musculo-Skeletal Modelling : Principles and Clinical Perspectives S. Van Sint Jan, V. Feipel, P. Salvia, V. Sholukha, S. Sobczak, P.M. Dugailly, M. Rooze (Brussels, Belgium)	16.00	Enzyme Regulations during Exercise : Where are the Limits ? J.R. Poortmans (Brussels, Belgium)
07.30	Registration - Coffee and Croissants				
08.00-10.45	Session 1 : An Introduction to the Symposium (Moderators : F. Schuind, K.N. An)			16.15	Discussion
08.00	Opening Address F. Schuind (Brussels, Belgium)	12.00	Measuring in vivo Mechanical Properties of Muscle using Magnetic Resonance Elastography K.N. An, S.I. Ringleb, S.F. Bensamoun, Q. Chen, J.R. Basford, M. Brennan, R.L. Ehman (Rochester, MN, USA)	16.20	Muscular Lesions in Sport N. Vandenbalck (Brussels, Belgium)
08.10	The Muscles over the Centuries P. Maquet (Aywaille, Belgium)			16.35	Discussion
08.30	Principles of Normal Anatomical Variability due to Passages of Nerves and Vessels through Aponeuroses of Muscle Origin - Importance in Hand Surgery J.N. Leijnse (Louisville, KY, USA)	12.20	Discussion	16.40	Treatment of Delayed Onset Muscular Soreness D. Mouraux, E. Brassinne, P.M. Dugailly (Brussels, Belgium)
		12.30	Lunch, Health Break and Visit of the Commercial Exhibition	16.55	Discussion
08.50	Objective Quantification of Manipulation Ability : the Key to Improve Treatment Outcomes of Hand Dysfunction F. Valero-Cuevas (Ithaca, NY, USA)	14.00-15.20	Session 3 : Normal and Abnormal Muscle Contraction (Moderators : J. Duchateau, A.J. McComas)	17.00	Biochemical Mechanisms of Skeletal Muscle Damage during Eccentric Exercise J.R. Poortmans (Brussels, Belgium)
09.10	The Establishment and Maintenance of Limb Innervation A.J. McComas, V. Galea (Hamilton, Canada)	14.00	The Loss of Limb Innervation A.J. McComas (Hamilton, Canada)	17.15	Discussion
09.30	Surgical Technique in Functional Muscle Transfers J. Bahm, C. Ocampo-Pavez, B. Sellhaus (Aachen, Germany and Brussels, Belgium)	14.20	Discussion	17.20	Biomechanical Properties of Triceps Brachii Tendon M. Guerroudj, J.C. de Longueville, M. Rooze, M. Hinsenkamp, V. Feipel, F. Schuind (Brussels, Belgium)
09.50	Treatment of Tendinopathies D. Mouraux, E. Brassinne, P.M. Dugailly (Brussels, Belgium)	14.25	Pathology of De- and Reinnervating Skeletal Muscles J. Weiss, B. Sellhaus (Aachen, Germany)	17.30	Discussion
10.10	Discussion	14.40	Discussion	17.35	Reconstruction of a Chronic Rupture of the Biceps Brachii Tendon - Case Report S. Boulares, E. Brassinne, F. Schuind (Brussels, Belgium)
10.45	Coffee-Break and Visit of the Commercial Exhibition	14.45	Analysis of the Muscular Signal in Cerebral Lesions M. Manto, C. Sauvage (Brussels, Belgium)	17.40	Discussion
11.15-12.30	Session 2 : Anatomy, Biomechanics and Physiology of Normal Muscle (Moderators : V. Feipel, E.Y.C. Chao)	15.00	Discussion	17.45	Session 5 : Round Table : Normal Muscle, Muscular Denervation, Exercise (Moderators : K.N. An, A.J. McComas)
11.05	Morphology and Functional Independence of the Muscle Bellies of the Superficial Flexor of the Fingers J.N. Leijnse (Louisville, KY, USA)	15.05	Tolerance of Pneumatic Tourniquet and Effects on Grasping Strength G. Prodhomme, D. Mouraux, P.M. Dugailly, C. Fontaine, C. Chantelot, F. Schuind (Lille, France and Brussels, Belgium)	18.15	Session 6 : Video Session (Moderators : J.P. Moermans, J.N. Leijnse)
11.20	Discussion	15.15	Discussion	18.15	Hiking under the Skin (Video) J.C. Guimberteau (Bordeaux, France)
11.25	Muscle Moment Arms and Function K.N. An, E.Y. Chao, K.R. Kaufman, W.P. Cooney, R.L. Linscheid, B.F. Morrey (Rochester, MN, USA)	15.20	Coffee-Break and Visit of the Commercial Exhibition	18.45	Cocktail in the Château
		15.40-17.45	Session 4 : The Muscle in Sports - Muscular Lesions (Moderators : J.R. Poortmans, A.J. McComas)	19.30	Free Evening
		15.40	Neural Adaptations after a Period of Reduced Muscular Activity J. Duchateau (Brussels, Belgium)		
		15.55	Discussion		

Saturday, March 25, 2006		11.20	Free Muscle Transfer for Volkmann's Contracture K. Doi (Yamaguchi, Japan)	15.25	Indications and Limits of Free Muscle Flap Reconstruction of Chronic Diabetic Ulcers of the Foot G. Pivato, M. Calcagni, L. Pegoli, B. Berto, G. Pajardi (Milan, Italy)
08.00-10.05	Session 7 : Functional Muscle Flaps (1) (Moderators : A. Carlier, K. Doi)				
08.00	Restoration of Hand Function in Total and Lower Plexus Injuries in Adults W. Vanhove (Ghent, Belgium)	11.30	Free Muscle Transfer for Limb Salvage following Radical Resection K. Doi (Yamaguchi, Japan)	15.35	The Extensor Digitorum Brevis Muscle Island Flap for Skin Reconstruction around the Foot and Ankle N. Della Rosa, A. Leti Acciaro, M. Abate, R. Gilardi, A. Landi (Modena, Italy)
08.15	Results of Muscle/Tendon Transfers in Posttraumatic Brachial Plexus Lesions of the Adult to Reanimate Elbow Flexion R. Hierner, E. van de Kerckhove (Leuven, Belgium)	11.40	Discussion		
		11.50	Prepared Questions to the Lecturers J. Bahm (Aachen, Germany and Brussels, Belgium)	15.45	Functional Sequelae of the Shoulder after Harvesting the Latissimus Dorsi Free Flap G. Prodhomme, S. Ferry, C. Fontaine, C. Chantelot (Lille, France)
08.30	Elbow Flexion Restoration with a Latissimus Dorsi Muscle Transfer : about two very Different Cases J.P. Moermans, F. Gaede, S. de Fontaine, F. Schuind (Brussels, Belgium)	12.00-13.15	Session 9 : Coverage Flaps (1) (Moderators : C. Van Holder, L. De Smet)		
		12.00	Local and Free Muscle Flaps in Acute and Chronic Bone and Joint Reconstructions of the Lower Limb O. Barbier (Louvain-en-Woluwe, Belgium)	15.55	Possibilities and Results of Scar and Compression Treatment after Free Flap Surgery E. van de Kerckhove, R. Hierner, H. Degreef, J. Gyskens (Leuven, Belgium)
08.45	Discussion	12.15	The Use of Muscle Flaps in the Coverage of Soft Tissue Defects of the Lower Extremities J.V. Berthe, F.M. Gaede, O. De Lathouwer, J. Van Geertruyden, S. de Fontaine (Brussels, Belgium)	16.05	Discussion
09.00	Free Muscle Transfer for Brachial Plexus Injury, including Double Free Muscle Transfer Procedure K. Doi (Yamaguchi, Japan)			16.15-16.55	Session 11 : Muscle Infections, Algodytrophly (Moderators : W. VanHove, D. Mouraux)
09.30	Discussion	12.30	Muscle Coverage of Important Defects after Trauma, Surgery, Infectious or Vascular Problems B. Van den Hof (Genk, Belgium)	16.15	Upper Limb Necrotizing Fasciitis - Salvage or Amputation ? Y.J. Lim, G. Kang, S.H. Tan, A.B.H. Tan (Singapore)
09.35	Functional Results of Doi's Transfers in Brachial Palsies A. Carlier, J.P. Deleuze, C. Lambermont, D. Nardella, C. Romsmans (Liège, Belgium)	12.45	Muscular Flaps in Bone Infections O. Heymans (Liège, Belgium)	16.25	Necrotizing Fasciitis of the Hand caused by Group A Streptococcus after a Minor Lesion of the Thumb J. Lesaffer, C. Van Holder, W. Sioen, C. Sommeling, L. Haeck (Waregem, Belgium)
09.50	Discussion	13.00	Discussion		
09.55	Free Functional Muscle Transfer in Adult Brachial Plexus Patients - Does the Effort Justify the Result ? R. Hierner, A. Berger (Leuven, Belgium and Hannover, Germany)	13.15	Lunch, Health Break and Visit of the Commercial Exhibition		
		14.15-16.15	Session 10 : Coverage Flaps (2) (Moderators : Ph. Hoang, O. Barbier)	16.30	Discussion
10.10	Discussion	14.15	Possibilities and Results of Defect Coverage at the Elbow R. Hierner, S. Nijs, E. van de Kerckhove (Leuven, Belgium)	16.35	Muscle Involvement in RSD (CRPS Type 1) of the Upper Limb A. Zyluk (Szczecin, Poland)
10.15	Coffee-Break and Visit of the Commercial Exhibition			16.50	Discussion
10.35-12.00	Session 8 : Functional Muscle Flaps (2) (Moderators : J. Bahm, F. Valero-Cuevas)	14.30	Anconeus Muscle Transfer in Failed Tennis Elbow Surgery L. De Smet (Leuven, Belgium)	16.55-17.20	Session 12 : Muscles in Reconstructive and Orthopaedic Surgery - General Conclusions (Moderators : F. Schuind, J. Bahm)
10.35	The Digital Hand and its Applications in Tendon Transfer and Rehabilitation E.Y.S. Chao (Baltimore, MD, USA)	14.45	Discussion	16.55	Ten Questions to the Floor and the Faculty - Case Presentations
10.55	Discussion	14.55	Gastrocnemius Pedicled Muscle Flap following Problematic Knee Surgery W. Vanhove (Ghent, Belgium)	17.20	Summary and Conclusions F. Schuind (Brussels, Belgium)
11.00	Simple Mechanics Explain Muscle Redundancy, Joint Co-Contraction and the Structure of the Extensor Mechanism F. Valero-Cuevas (Ithaca, NY, USA)	15.10	Simultaneous Free Flap Coverage in Total Knee Joint Replacement : Indications and Results R. Hierner, P. Reynders (Leuven, Belgium)	17.30	Health Break (Sports or Access to the Center of Fitness)
11.15	Discussion			18.00	Social Program : touristic visit, fine banquet (optional)

Congress Information

Venue

Château du Lac, avenue du Lac, 87
B-1332 Genvall, Belgium
Tel. +32 2 655 71 11 - Fax +32 2 655 74 44
E-mail : seminars.cdl@martins-hotels.com

Language

English.

Information for Presenters

The allocated time of presentation should be strictly respected (10 min for most free papers).

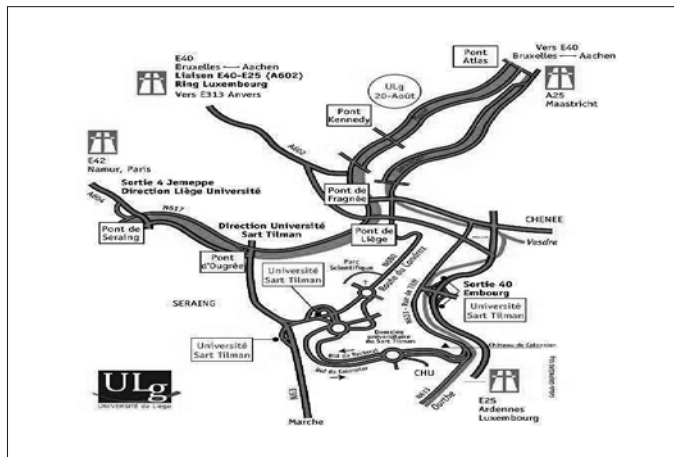
The standard presentation format is by computer. The audiovisual projection system in the meeting room will include a Personal Computer (PC) along with PowerPoint for Windows and a standard CD ROM drive. Request to use any equipment other than this must be arranged at the presenter's expense.

Each presenter should check with the technician 20 min before the session, and introduce himself to the moderators of the session. The technician will be available in the meeting room from 07.00 on both congress days.

Advanced course on lower and upper extremity muscular flaps (March 23, 2006)

The course is organized by A. Carlier and F. Schuind, in the Department of Anatomy of the Université de Liège (Institut d'Anatomie Auguste Swaen, rue des Pitteurs 20, B-4020 Liège, tel + 32 4 366 51 91).

Transport from and to Genvall is arranged. Note that the bus will leave the Château du Lac of Genvall at 06.30 AM exactly.



Accommodation

Château du Lac (5 stars hotel) - meeting place

15 km south of Brussels. An invigorating and sophisticated ambience, exquisite décor, fine cuisine. Free access available at the 'John Harris Fitness Centre' for participants accommodated at the Château.

Indicative rate : Single 195 €/night with breakfast (March 22-23, 2006)
Single 170 €/night with breakfast (March 24-25-26, 2006)

Address : Château du Lac
avenue du Lac, 87, B-1332 Genvall, Belgium
Tel. +32 2 655 71 11
Fax +32 2 655 74 44
E-mail : seminars.cdl@martins-hotels.com

When contacting the hotel, please indicate that you are attending the "Muscle Symposium" to receive the reduced rate for the dates March 22 through March 26.

Participants can also be accommodated at the hotel "Le Lido", a 3 stars hotel located about 2 km from the Château du Lac (no transport will be provided).

Indicative rate : Single 110 €/night with breakfast

Address : Le Lido
rue de Limalart 20, B-1332 Rixensart, Belgium
Tel +32 2 634 34 34
Fax +32 2 634 34 44
E-mail : lelido@martins-hotels.com

Continuing Medical Education Credit

A certificate will be provided to interested participants.

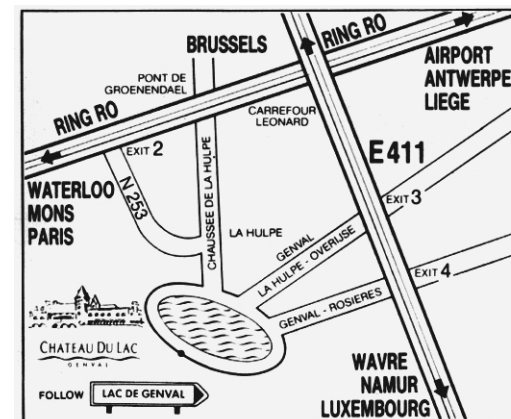
Travel Information

The Brussels International Airport has flight connections from many major cities in Europe and overseas. Coach transport from and to the airport is organized on March 22 and March 26. One of us will meet you 15 min prior to the departure of the bus, at the Airport meeting point (level arrivals) and at the railway station meeting point (gare du Midi).

Timetable :

	March 22	March 24
Zaventem Airport	15.30	
Gare du Midi	16.15	
Genvall	17.00	09.00
Zaventem		10.00

Genvall can also be reached by car or by taxi (about 60 € from the airport). Although there is a railway station in Genvall, we do not recommend the train as there are no taxis' at the station, about 5 km from the hotel.



Social Program (March 25, 2006) - Water and Fountain Museum

Come and discover or rediscover the charms of our fountains from old days in the Water and Fountain Museum. In an atmosphere redolent of poetry and nostalgia, you will be led back into times past, when our great grandmothers did all their washing by hand. The village fountain, source of life itself, played an important role in daily life, being the center for news and activity.

The Water and Fountain Museum will allow you to discover much more, though. Can you remember when old roadside fountains were still in existence, to refresh the weary traveller? Can you imagine sandstone water filters, decorated with religious scenes, or 16th Century water pipes that were made of wood? A walk round the museum illustrates the development of water distribution from earliest times to present day. Come and listen to the tinkling fountains and the splashing of water into ornamental ponds; they remind us that fountains, monuments in themselves, are part of our heritage, all too often forgotten.

A nice banquet is then organized in the restaurant 'La Laguna' in Genvall. Please join us!

Registration Fees

Before Dec. 1, 2005	450 € (1)
After Dec. 1, 2005	470 € (1)
Resident/Student/Physiotherapist/Nurse	300 € (2)
Presymposium course on March 23th	300 € (3)
Optional : touristic visit and banquet	100 € (4)

(1) Fees include meeting attendance, congress bag with the abstract book and all related documents (certificates of payment and attendance, badge etc.), lunches, welcome reception on March 24, and transport by coach from and to the airport on March 22 and March 26. Not included : hotel accommodation, meals except 2 lunches, access to sport facilities. Acknowledgement of registration and receipt of fees will be sent soon after the registration form and full payment are received. Upon request, a letter of invitation will be sent. Payments should be made free of all bank charges and commissions. A 3 % commission will be added to all payments made by credit card. Invoices will be expressed in €. The organizers cannot be held responsible for any personal injury, loss, damage, accident to private property, or additional expenses incurred as a result of delays or changes in air, rail, sea, road or other services, strikes, sickness, weather, war, sports and other causes. Luggage is at owners risk throughout unless insured. The symposium is organized by the 'Groupe pour l'Etude du Membre Supérieur', ASBL, Brussels.

(2) Please include a certificate signed by head of department.

(3) Fees include participation in the one-day course, CD-rom, disposal of basic instruments and scrub, box-lunch at noon, and transport by luxury coach from Genval to Liège and return. The course is organized in the Faculty of Medicine of the University of Liège (Pr A. Carlier).

(4) Included : touristic visit of the Water and Fountain Museum, and fine banquet in Genval.

Bank transfer

Account holder « GEMS »

Account number : BE51 0012 3439 9162 (international)

001-2343991-62 (Belgium)

BIC or SWIFT code : GEBABEBB

with Fortis Bank, Route de Lennik 808, B-1070 Brussels, Belgium

Kindly instruct your bank that all charges are at your expenses, and indicate name and address on your payment order form.

Cancellation

In the event of cancellation, a full refund (less € 100 as a handling fee) of the registration fees may be obtained provided that written notification is received by December 15, 2005. A 50 % refund will be made for cancellations received by January 15, 2006. No refunds will be made thereafter.

Registration Desk

The registration desk will be open at the Château du Lac during the following hours :

March 22 : 16.00-19.30

March 23 : 16.00-19.30

March 24 : 07.30-17.00

March 25 : 07.30-17.00

Certificate of Attendance

Available at the registration desk. Upon request, a letter of invitation will be sent.

Weather

The weather should be pleasant (early spring). Rain is always possible !

Congress Secretariat : Mrs Th. Nguyen

Dept. of Orthopaedics

Erasme University Hospital

Route de Lennik 808, B-1070 Brussels

Tel. +32 2 555 68 44 - 555 36 45

Fax + 32 2 555 83 60

E-mail : Hand.congress@ulb.ac.be

REGISTRATION FORM

To be filled in and returned as soon as possible

Name

First name

Specialty

Title

Institution

Address

City Country P.O. Box

Phone Fax


E-mail :

Arrival date Departure date

Special requests (diets, etc.)

Please fill in below as appropriate.

- I will participate in the *Muscle Symposium (March 24-25, 2006)*.
- I would also like to participate in the *Presymposium Hands-On Course on Lower and Upper Extremity Muscular Flaps – March 23, 2006*; the number of participants is limited; if some participants cannot be accepted, the fees will be reimbursed at no charge.
- I would like to attend the banquet and touristic visit of March 25, 2006.
- My registration fees are paid as follows :
 - Enclosed check
 - Money order to Belgian account
BE51 0012 3439 9162 (International)
001-2343991-62 (Belgium)
 - Credit card (Euro/Master, Visa)
Card type :
 - Card account number :
 - Cardholders' name :
 - Expiration date (mo./yr.) :



Mme Th. Nguyen
Department of Orthopaedic Surgery
(Prof. F. Schuind)
Erasme University Hospital
Université libre de Bruxelles
Route de Lennik 808
B-1070 BRUSSELS



.....
SIGNATURE

.....
DATE

STAMP

